



INTRODUCTION

WALKING OUR WAY THROUGH HISTORY

Co-funded by the
Erasmus+ Programme
of the European Union





Why an application for History?

- ❑ City walks are common in almost every city in the world.
- ❑ In most countries/cities in Europe, students learn about their local area, their hometown.
- ❑ Just sending the students on a city walk can be good, but usually doesn't provide any more knowledge than they already have.
- ❑ Reading about places, historical people who shaped the area you live in a classroom can be good, but rarely creates in-depth knowledge.



Co-funded by the
Erasmus+ Programme
of the European Union



What is WOW-HI?

The idea is to combine the two methods we just mentioned – that is, a city walk and a lesson. This way, whilst moving around your neighbourhood, you learn about, for example, famous people who helped shape the city's/country's history, hence the name:
Walking Our Way through history (WOW-HI)



Website - <https://wowhi.eu/>

Co-funded by the
Erasmus+ Programme
of the European Union



English

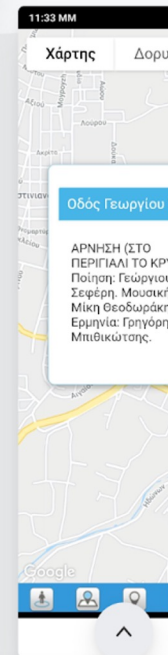
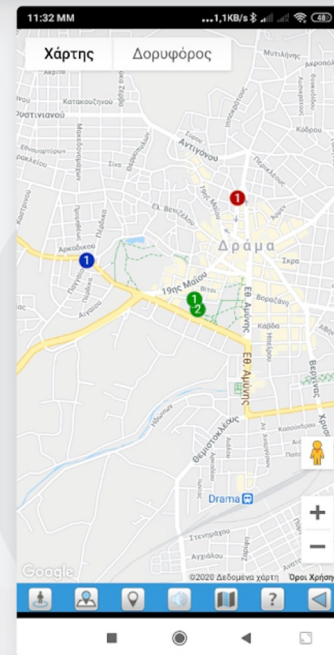
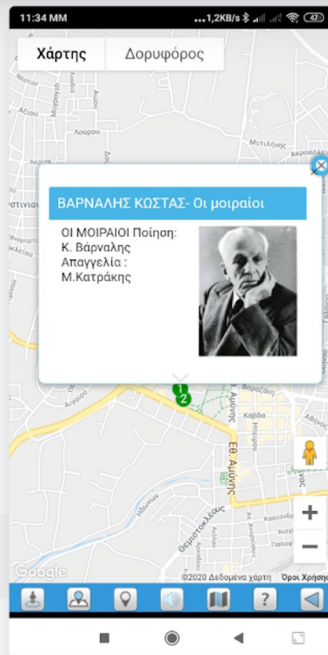
Home About Partners News Contact English

An App to make history fun!

The app informs the user about the historical figure or event that the street was named after in text or as narrative.

For iPhones

For Android





What we have created

- ❑ Together, the Erasmus+ project cooperation partners have created an application where teachers and students move around in their immediate area. With the help of the application you get information about places of historical interest, you stop, you learn and then you move on to the next point.
- ❑ A web based version of the application is also available for use in the classroom



Outputs

Co-funded by the
Erasmus+ Programme
of the European Union



Platform & Mobile Application

Includes the historical data by the students, in text and narration, translated into all partner languages, with guides and tutorials

Train-the-Trainer Course

A course to train the staff of any educational organization on how to use the produced material

Educational material

Containing educational activities helping students aged 6-18 from diverse backgrounds and learning styles to learn history via street names



Pedagogical use

- ❑ As a teacher, you can also use the mobile application by creating individual lessons about one or more selected places.
- ❑ The students can either work on the task at school but preferably on site, whilst visiting the town (depending on the age of course).



Cities

Co-funded by the
Erasmus+ Programme
of the European Union



Cities that are included in the WOW-HI application are:

- Messini - Greece
- Kalamata - Greece
- Thessaloniki - Greece
- Cluj-Napoca - Romania
- Jaen - Spain
- Martos - Spain
- Gothenburg, Sweden



Educational material

Co-funded by the
Erasmus+ Programme
of the European Union



Teachers can either use the lesson plans that are in the application or use these as inspiration to create their own, either in places that are in the application or places that fit in with what you are currently reading/studying/learning about.



The project

- ❑ The project cooperation WOW-HI with the main goal to create a mobile application has been ongoing for the past three years.
- ❑ Most of the time we have been working in the respective countries with regular digital meetings
- ❑ During the last project year, when the WOW-hi application began to be completed, we have met live in each country for the app's various phases to finally be fully completed.
- ❑ We have helped each other fine tune the last details.



Co-funded by the
Erasmus+ Programme
of the European Union



It's time to...

Download the app and get started with our useful tool for joyful learning!